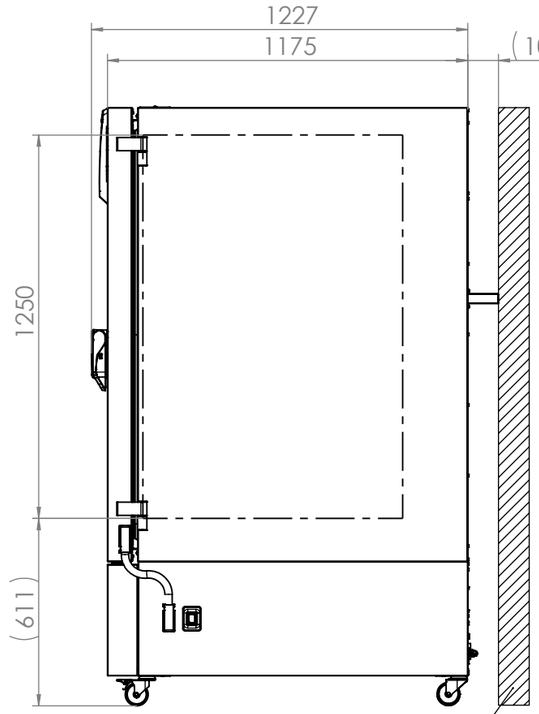

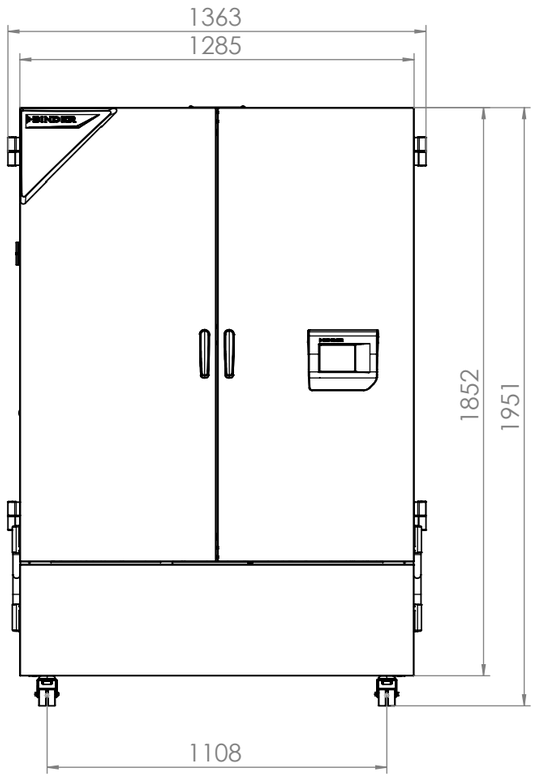

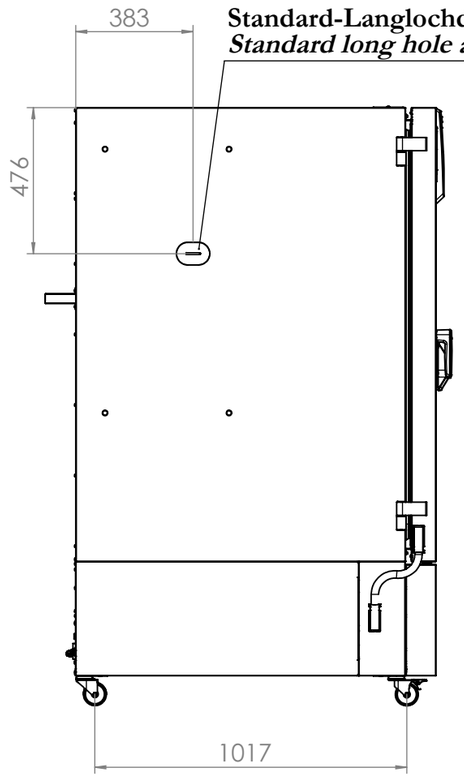

Standard-Langlochdurchführung 45x80mm
Standard long hole access port 45x80mm

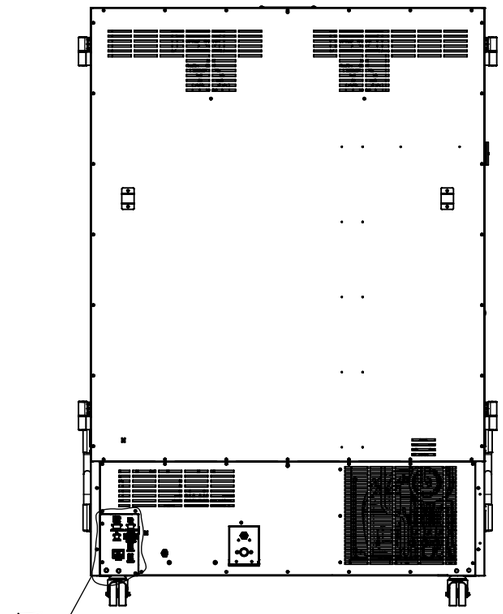

Z

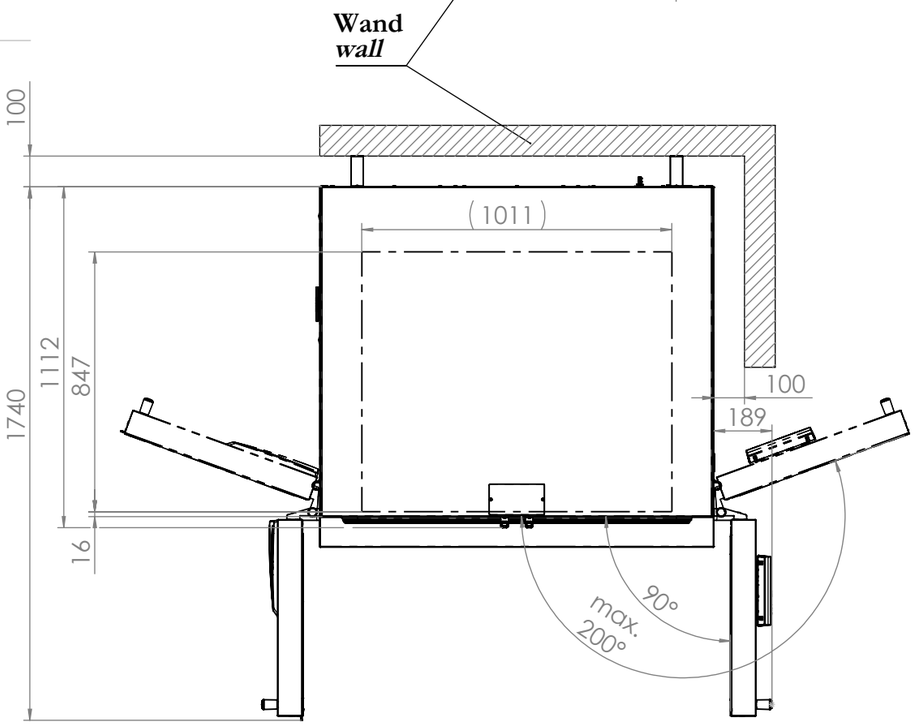

Ansicht ohne Türen
view without doors

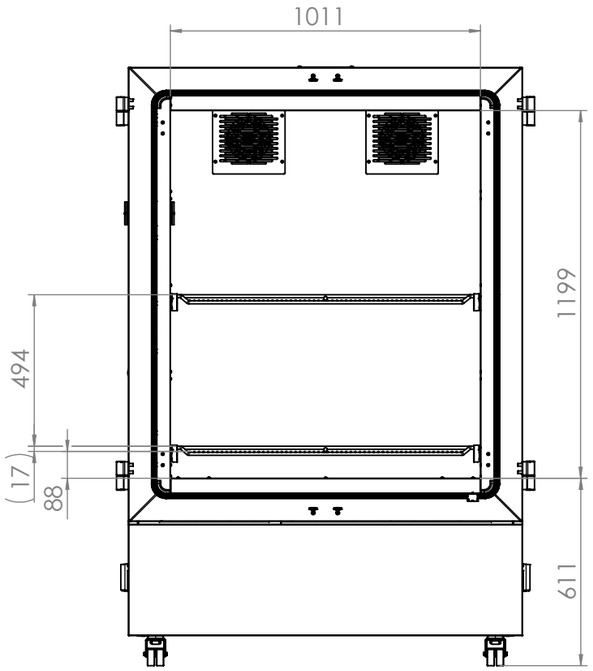

Z
1 : 5

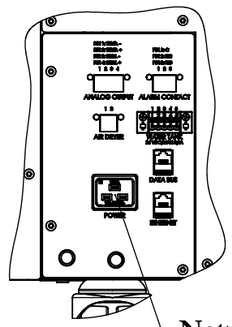

Netzanschluss
power connection

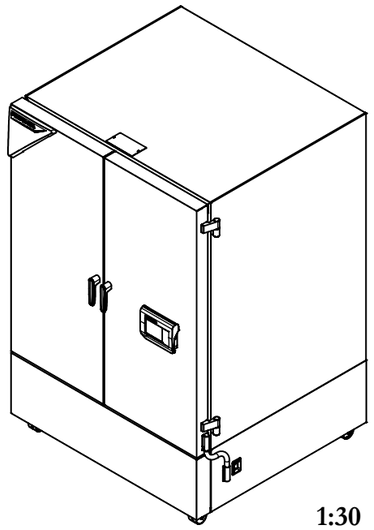

1:30

Innenkessel
inner chamber

BINDER Im Mittleren Ösch 5
78532 Tuttlingen

KBF PRO 1060 (E7)

Dokument/ *document:* 9020-0443

50

Dateiname/*File name:* 9020-0443
Druckdatum/*printing Date:* 03.09.2024

Allgemeintoleranzen *General tolerance*	Maßeinheit *measuring unit*	Maßstab *Scale*	DIN A3
ISO 2768-mK	mm	1:20	Blatt 1 von 2

© Binder GmbH 2017 Diese Zeichnung ist urheberrechtlich geschützt. Alle Rechte vorbehalten.

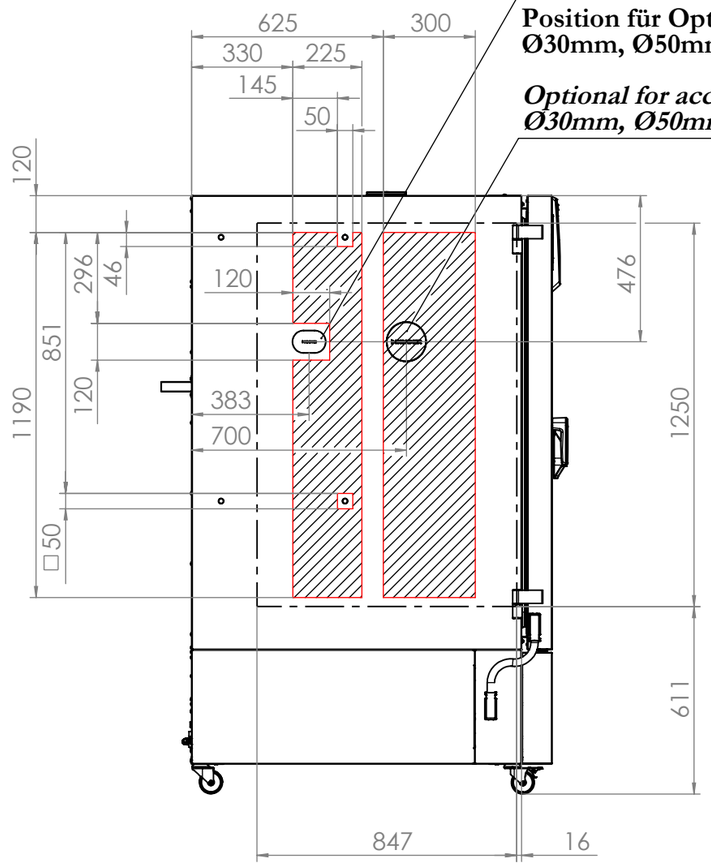

Standard-Langlochdurchführung 45x80mm
Standard long hole access port 45x80mm

Position für Option Durchführung, Ø30mm, Ø50mm, Ø100mm links

Optional for access port, Ø30mm, Ø50mm, Ø100mm leftside

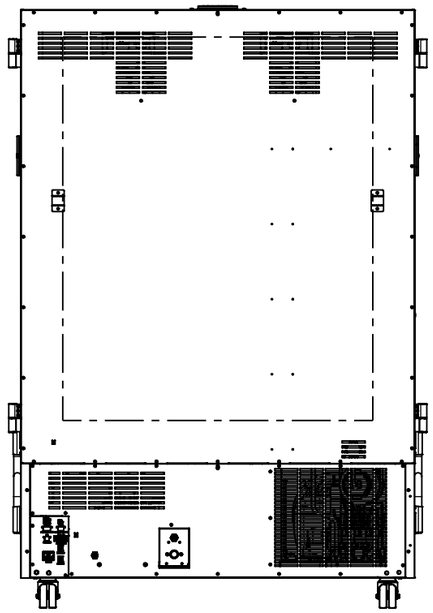

Position für Option Durchführung, Ø30mm, Ø50mm, Ø100mm rechts

Optional for access port, Ø30mm, Ø50mm, Ø100mm rightside

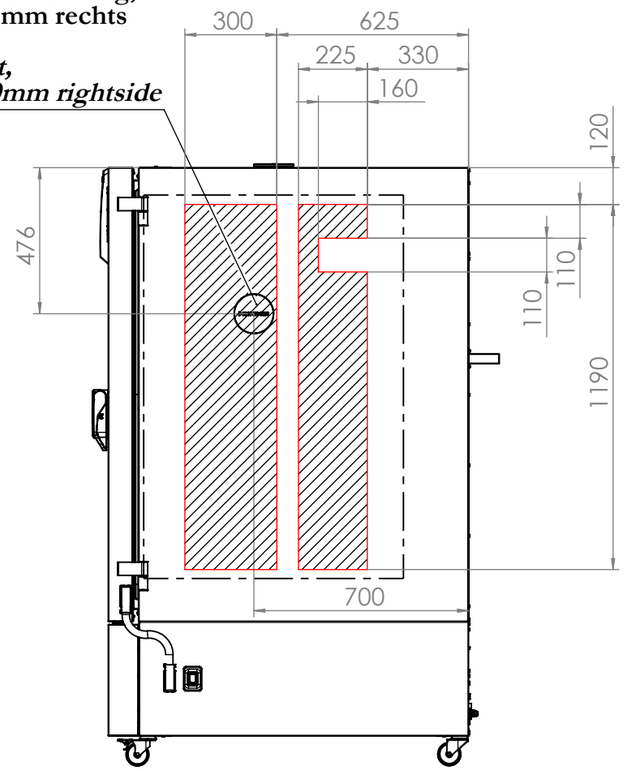

Position für Option Durchführung, Ø30mm, Ø50mm, Ø100mm oben

Optional for access port, Ø30mm, Ø50mm, Ø100mm top

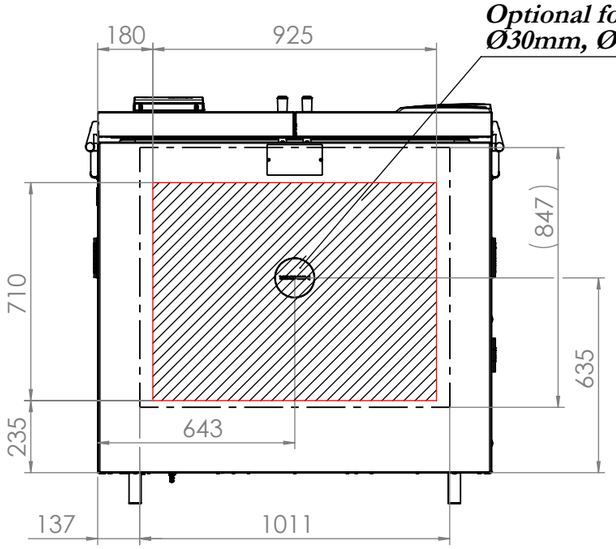

Innenkessel
inner chamber

mögliche Position für Durchführungen, Ausführung durch BINDER INDIVIDUAL
potential position for access ports via BINDER INDIVIDUAL

Für die Option „Verstärkter Kessel“ gelten eingeschränkte Durchführungsbereiche; gewünschte Durchführungspositionen sind mit BINDER INDIVIDUAL abzustimmen
Restricted potential position for access ports apply for the "reinforced chamber" option; desired access port positions must be arranged with BINDER INDIVIDUAL

BINDER
Im Mittleren Ösch 5
78532 Tuttlingen

KBF PRO 1060 (E7)

Dokument/ *document:*	Allgemeintoleranzen *General tolerance*	Maßeinheit *measuring unit*	Maßstab *Scale*	
9120-0443	ISO 2768-mK	mm	1:20	DIN A3

Dateiname/*File name:* 9020-0443
Druckdatum/*printing Date:* 03.09.2024
50
Blatt 2 von 2

© Binder GmbH 2017 Diese Zeichnung ist urheberrechtlich geschützt. Alle Rechte vorbehalten.